

The Alabama and Mississippi Academy of General Dentistry

Welcome You to Our

46th ANNUAL REVIEW OF DENTISTRY at the **HILTON SANDESTIN**

THURSDAY, SEPTEMBER 5 through
Saturday, SEPTEMBER 7, 2019 in
Destin, Florida!

REGISTER TODAY
www.alagd.com

D
E
N
T
A
L

P
R
O
F
E
S
S
I
O
N
A
L

P
R
O
S
P
E
C
T
U
S

W
E
L
C
O
M
E

A MESSAGE FROM OUR PRESIDENT



Greetings Colleagues!

We greatly appreciate your interest in the Alabama and Mississippi AGD's Annual Review of Dentistry! We are proud to have been offering cutting edge education programs at this meeting for 48 years and are thankful to have your support! Our goal with this meeting is to create an environment where dental teams and their families can come and gain valuable information about current topics to help their practices grow and excel while having a fun time at a great location. In this year's program, we wanted to make sure that there were not only outstanding

sessions for dentists, but also for the whole team. We will have presentation topics varying from specialty procedures, to new materials and technology, to office management so there is something for everyone. After a full day at "school," we hope you will relax and enjoy your evenings with us at the resort. The Thursday Welcome Reception is held on the beachside deck at dusk. There will be food, beverages, and live music; it is a great opportunity for networking, catching up, and fun for all. The Exhibit Hall Party will begin at the conclusion of classes on Friday. It also includes food, beverages, and \$3000 worth of incredible giveaways like TV's and drones. If you are a football fan, the hotel sports bar in the lobby has several screens, including a large projector, to watch all your favorite teams with our AGD team. Thank you again for joining us in Sandestin, and we hope you will also invite other friends and colleagues to join in the fun!

Sincerely,
Ross Isbell DMD, MBA
President ALAGD

Welcome Reception by the Beach

Join us by the pool overlooking the
beautiful Gulf of Mexico
Thursday @ 6:30 pm

Just register online and let us know
you're coming. There will
be lots of free food, live music and
one free drink ticket for each
registered guest.

Actual photo from the 2017
Welcome Reception

Party in the Exhibit Hall!

Friday Immediately
following the
afternoon sessions!

Free Food! Wine! Beer!
Soft Drinks!

\$\$\$\$ PRIZES\$\$\$\$

You Must Be Present to Win

DAY ONE

Thursday, September 5

Registration Hours

Exhibit Hours

Team Leadership

Investing In a Dental Practice

Managing Diabetes

Oral Health in the Geriatric Population

Direct Biomaterials Update

Direct Biomaterials Update

Endo for GP's: Better, Faster, Safer Root Canals

Endo Workshop for GP's: Locate, Instrument, Obturate

CPR

Welcome Reception by the Pool

7:00 AM - 5:00 PM

11:00 AM - 5:00 PM

8:00 AM - 11:30 AM

1:00 PM - 4:30 PM

1:00 PM - 2:30 PM

2:30 PM - 4:00 PM

8:00 AM - 11:30 PM

1:00 PM - 4:30 PM

8:00 AM - 11:30 AM

1:00 PM - 4:30 PM

1:00 PM - 4:30 PM

6:30 PM - 8:30 PM

Eric Morin

Eric Morin

Judy O'Brien

Judy O'Brien

Augusto Robles

Nate Lawson

Augusto Robles

Nate Lawson

Manor Haas

Manor Haas

Scott Herndon

DAY TWO

Friday, September 6

Registration Hours

Exhibit Hours

Six Steps Back to Fee for Service

Six Steps Back to Fee for Service

Opioid Crisis and Pain Management Tactics

Pediatric Oral Pathology

Difficult Case Management and Planning

Smile Design and Presentation

Immediate Implant Placement with Ultratooth

Digital Workflow for the Modern Dentist Part 1

Digital Workflow for the Modern Dentist Part 2

Successfully Treating Patients with Anxiety/Special Needs

CPR

Winning Night at the Exhibit Hall

7:00 AM - 5:00 PM

9:30 AM - 6:00 PM

8:00 AM - 11:30 AM

1:00 PM - 4:30 PM

1:00 PM - 2:30 PM

2:30 PM - 4:00 PM

8:00 AM - 11:30 AM

1:00 PM - 4:30 PM

8:00 AM - 11:30 AM

8:00 AM - 11:30 AM

1:00 PM - 4:30 PM

1:00 PM - 4:30 PM

8:00 AM - 11:30 AM

4:30 PM - 6:00 PM

Steve Rasner

Steve Rasner

Katie Powell

Katie Powell

Tom Dudney

Tom Dudney

Jose Marciano

Adam Forehand

Gregor Connell

Adam Forehand

Gregor Connell

Harvey Levy

Scott Herndon

DAY THREE

Saturday, September 7

Registration Hours

Oral Conscious Sedation & OR General Dentistry

Extraction with Few Fractures

Because You Can't See Sterile

7:30 AM - 12:00 PM

8:00 AM - 12:00 PM

1:00 PM - 3:00 PM

8:00 AM - 11:30 AM

Harvey Levy

Harvey Levy

Leann Keefer

MR. ERIC MORIN, MBA

COURSE TITLE

How the Independent Dentist Can Thrive,
Multiple, and Build Tremendous Wealth by
Utilizing Their Dental Practice

Morning Lecture

Investing in a Dental Practice

Afternoon Lecture

AGD Subject Code

550 Practice Management and
Human Relations

Course Style

Lecture - 3.5 hours AM
3.5 hours PM



Course Description

During this session, Eric J. Morin will show you strategically how to motivate, incentivize and grow your team to help attract, lead and retain top talent.

Course Description

During this session, Eric will show you the math behind why your dental practice should be your number one investment. You will discover the power of investing within the walls

of your practice, how to lead your team and why it's time to make a change.

During this session, Eric J. Morin will show you strategically how to motivate, incentivize and grow your team to help attract, lead and retain top talent.

MS. JUDY O'BRIEN, RDH, BA



COURSE TITLE

Managing Diabetes

Afternoon Lecture

Oral Health in the Geriatric Population

Afternoon Lecture

AGD Subject Code

010 Basic Sciences
750 Special Patient Care

Course Style

Lecture - 1.5 hours PM
1.5 hours PM

Course Description

As the prevalence of diabetes continues to increase in the United States so too will the number of dental patients affected by the disease. This program addresses the relationship between oral health complications and diabetes. It is designed to provide the practitioner with management considerations for the patient with diabetes. An overview of diabetes will be discussed as well as its oral manifestations, consequences, and treatment recommendations

- Define diabetes and differentiate between each type
- Describe the signs and symptoms of uncontrolled diabetes mellitus
- Identify the risk factors and systemic complications of diabetes
- Discuss the oral complications and management considerations for the dental patient with diabetes

Course Description

Today older adults make up one of the fastest growing segments of the world population. With the fertility rate declining and life expectancy increasing, this course provides the clinician with the information necessary to make professional decisions in the process of managing the dental future and oral healthcare needs of the aging population.

- Identify the physiologic changes in the aging dentition in relation to the oral and dental diseases
- Describe the relationship between oral inflammation and systemic conditions
- Understand how to determine the dental future of the older adult
- Discuss prevention strategies in managing the oral health of older adults in the dental office

BIOGRAPHY

MBA Financial/Business Consultant

Kennesaw, GA

Eric J. Morin is an MBA and an experienced successful financial and business consultant, Eric truly is an innovative thought leader and powerful dynamic speaker. His words compel you to grow your business, live optimally, and make a transformative impact on this world. For over a decade, Eric J. Morin has left a successful track record in the dental consulting industry. Hundreds of Dental Practices are now thriving in wealth, work environment, and community impact. Eric founded Tower Leadership with the sole purpose of keeping dentistry in the hands of dentists by equipping them with the knowledge and tools they need to run a flourishing practice where everyone on the team benefits.

And as you know, like attracts like. Eric has attracted and hand chosen a world-class team of knowledgeable servant leaders who have the same heart to serve you and your team.

BIOGRAPHY

Registered Dental Hygienist

Iowa city, Iowa

Judy completed her Dental Hygiene education at Hawkeye Institute of Technology, Waterloo, Iowa and her BA from the University of Iowa, Iowa City, IA. She has practiced in a variety of settings including clinical practice, education, and numerous positions in dental industry.

She has presented continuing education courses throughout the country, and developed education courses for dental manufacturers. Her areas of interest include oral and systemic health, caries risk, fluoride therapies and dentin hypersensitivity.

She is a member of the American Dental Hygienists Association and has participated in the association on a local, state and national level. She is also a member of the American Dental Education Association.

BIOGRAPHY

Dentist
Birmingham, AL

Nate Lawson completed a DMD/PhD program in the field of dental materials at the University of Alabama under the mentorship of John Burgess. After a stint in private practice, he returned to UAB in 2014 to teach and perform clinical and laboratory testing of dental materials. In 2016, he became the Director of the Division of Biomaterials and the program director of the Biomaterials Residency program at UAB. He performs research for most of the major dental manufacturers to test the properties of new dental materials both in the laboratory and in the clinic. He has written over 150 published journal articles, textbook chapters, and abstracts. He serves on the editorial board of Compendium and Dental Products Review and was recently elected to the ADA Council of Scientific Affairs. He was the 2017 recipient of the 3M Innovative Researcher Award and the 2016 Stanford New Investigator Award, both from the ADA. He works as general dentist in the UAB Faculty Practice. He can be reached through his website at drnatelawson.com and you can follow his team on Instagram at [dentaltube](https://www.instagram.com/dentaltube).

DR. NATE LAWSON



COURSE TITLE

Direct Biomaterials Update

Morning and Afternoon Lecture

AGD Subject Code

250 Operative Dentistry

Course Style

Lecture - 3.5 hours AM
3.5 hours PM

Course Description

Even though posterior composites are the bread and butter of most restorative practices, there is always room for improvement as these procedures can often be difficult and techniques sensitive. This course will review the entire process of performing a posterior composite restoration with particular attention to the materials. We will discuss diagnosis, isolation, caries removal, disinfection, preparation design, liners, bonding technique, flowable composites, bulk fill composites, matrix systems, polishers and maintenance. We will make some recommendations for new materials but we will also show you how to use what you already have to improve the longevity of your restorations. Our recommendations will be based on the data collected by the biomaterials research laboratory at UAB. For any practicing restorative dentist, we promise to provide a day full of tips and pearls that can be immediately applied in your office.

BIOGRAPHY

Dentist
Birmingham, AL

Augusto Robles graduated in 1992 from Peruvian University Cayetano Heredia, in Peru where he practiced for 11 years focusing on restorative and esthetics. He received numerous hands-on training courses in esthetics, adhesion and occlusion until he left Peru to enroll at the University of Michigan where he completed a 3-year Advanced Education in Restorative Dentistry residency program and obtained a Master's Degree in Restorative Sciences. Teaching part-time at University of Michigan and focusing on his private practice focused exclusively in restorative and esthetic dentistry.

In 2008 he moved to Alabama and started teaching full-time. 10 months later he became the Comprehensive Care Clinic Director. Two years later he took charge of the whole Operative Dentistry curriculum at UAB School of Dentistry. He participates in clinical research in the Biomaterials division. He has served in multiple committees, written and reviewed articles for peer-reviewed Journals, and given multiple CE courses nationally and internationally.

He actively participates in the regional Consortium of Operative Dentistry Educators (CODE).

In 2016 he completed the Dawson Academy Core Curriculum and is now a scholar and an ambassador for The Dawson Academy.

Dr Robles also serves in the Educators Forum and in the University Relations Committee for the American Academy of Cosmetic Dentistry for the last 8 years.

DR. AUGUSTO ROBLES

COURSE TITLE

Direct Biomaterials Update

Morning and Afternoon Lecture

AGD Subject Code

Same as above
Lecture Team

Course Style

Same as above
Lecture Team



Learning Objectives

1. Guidelines for when to intervene for interproximal caries and evidence-based stopping points for caries removal
2. Methods to make isolation practical within your office
3. The types of bioactive liners available and how they are used
4. Materials and methods for achieving a long-lasting bond between your restoration and the tooth
5. Materials and methods for achieving a well-adapted composite restoration
6. Techniques to achieve a tight and well-contoured contact
7. The types of polishers used for posterior composites
8. Methods to treat and maintain caries in posterior teeth with direct restorations in the high caries risk patient

DR. MANOR HAAS

COURSE TITLE

Endo for GP's: Better, Faster, Safer Root Canals

Morning Lecture Afternoon Hands-On

AGD Subject Code

070 Endodontics

Course Style

Lecture - 3.5 hours AM

Hands-On 3.5 hours PM



Course Description AM

In this practical course, you will learn how you can absolutely perform root canals better, faster and safer. Numerous clinical tips and tricks will be demonstrated and tailored to novice and experienced GPs. Topics will include endo diagnosis, anesthesia of hot teeth, access preparations, instrumentation, obturation, analgesics and antibiotics in endo, and one vs. two step endo.

1. FASTER. Learn how to more efficiently: locate canals (including MB2), instrument and obturate with fewer steps, and one vs two appointment root canals.
2. BETTER. Learn how to better: access teeth, locate and instrument calcified and curved canals, anesthetize (hot) teeth, determine canal lengths, improve intra-canal medications.
3. SAFER. Learn how to separate less files, prevent perforations, avoid canal ledging / blocking, prevent obturation extrusion, reduce post-op pain.

Endo WORKSHOP for GPs

Locate, Instrument and Obtain Canals

*Practice the essentials in stainless steel and NiTi file handling and canal preparation. *Learn to locate and negotiate calcified and curved canals (including MB2) using new NiTi files. * Learn how to obturate the instrumented teeth in 3D, predictably and efficiently.

****Note to participants: you will be required to bring at least three previously accessed but not instrumented extracted teeth stored in bleach.**

MR. SCOTT HERNDON



COURSE TITLE

CPR Certification Course

Hands- on Thursday Afternoon
or Friday Morning

AGD Subject Code

142 Medical Emergency
Training & CPR

Course Style

Hands On - 3.5 hours

Course Description

Scott leads this course with enthusiasm and energy. Although there is always joking and fun, he takes training the participants very seriously, knowing that their proficiency in what they learn may possibly be needed to save a life one day.

Here is what past Alabama AGD conference participants have had to say about Scott's CPR classes:

- "Best CPR course I've had over the past 38 years of dental practice."
- "I am 64 years old, a retired dentist, and this is the best taught course I have ever taken."
- "Best CPR course and instructor I have had."
- "Most comprehensive treatment of subject matter I have received since dental school (28 years ago.)"
- "This was the most thorough training I have received in CPR. It was very obvious the instructor was knowledgeable and cared that everyone actually learned the technique."

Learning Objectives

- The participant will be able to confidently and proficiently be able to perform CPR if the need should ever arise
- The participant will earn required CPR certification

BIOGRAPHY

Endodontist

Toronto, Ontario

Dr. Manor Haas graduated from the University of Toronto with numerous awards and a Doctor of Dental Surgery degree. After practicing general dentistry for a number of years, he pursued advanced training in endodontics and micro-surgery at the Albert Einstein Medical Center in Philadelphia, Pennsylvania. There he obtained his specialty certificate in Endodontics. With a Masters Degree in dentistry and as a Fellow of the Royal College of Dentists of Canada, Dr. Haas holds staff teaching positions at Toronto's Hospital for Sick Children and the University of Toronto Faculty of Dentistry, Department of Endodontics. At the university, he is a lecturer and clinic instructor in the department of Graduate and Undergraduate Endodontics. With his hospital staff position, Dr. Haas provides direct patient care along with specialized training in Paediatric Endodontics to the Paediatric Hospital Residents and Graduate Paediatric Residents.

BIOGRAPHY

Regional Manager of Safety and Health
Northport, AL

For the thirteenth year in a row, Scott will bring his experience and enthusiasm to the 46th Annual Review of Dentistry, instructing American Heart Association CPR classes.

Scott has over 34 years experience in occupational safety and health and emergency response as well as experience instructing. In addition to basic life support courses, Scott has been certified as a Fire Service Instructor and is an authorized OSHA Outreach Trainer, routinely serving as instructor trainer at the OSHA Training Center at the University of Alabama.

Scott is the Regional Manager of Safety and Health for a leading manufacturer of building products. In addition to managing efforts regarding accident prevention and OSHA compliance, he spends the majority of his time managing industry leading in the best practices for safety and health.

His past industrial experience includes steel making, petroleum refining, textiles, and other light/medium manufacturing.


In addition to his professional career, Scott volunteers as a Firefighter/EMT with the Carroll's Creek Fire Department in Tuscaloosa County, AL. Scott has been married to his lovely wife, Kay, for 41 years. They have two children and four grandchildren.

BIOGRAPHY

Oral Surgeon
Birmingham, AL

Dr. Kathlyn Powell was born and raised in Union Springs, AL and received her Bachelor of Science degree in Biomedical Sciences from Auburn University. She graduated with a DMD from the University of Alabama School of Dental Medicine and subsequently completed her MD and OMS residency training at the University of Alabama at Birmingham/UAB Hospital. She then completed a fellowship in pediatric oral and maxillofacial surgery under the direction of Dr. Peter Waite. She is an assistant professor at the University of Alabama at Birmingham where she teaches at the UAB School of Dentistry and practices at the Children's of Alabama Oral and Maxillofacial Surgery Clinic and the UAB Oral and Facial Surgery Clinic of Hoover.

DR. KATIE POWELL



COURSE TITLE

Opioid Crisis and Pain Management Tactics
Afternoon Lecture

Pediatric Oral Pathology

Afternoon Lecture

AGD Subject Code

200 Orofacial Pain

750 Oral Pathology

Course Style

Lecture - 1.5 hours

1.5 hours

Course Description

Prescription opioids, heroin and fentanyl use is increasing in the United States along with addiction overdose and death. More than 40 people per day die from overdoses from prescription opioids. Nearly half of all opioid overdose deaths involve a prescription opioid. This course reviews the history of the opioid epidemic while also looking at dentistry's role in the opioid epidemic. Management of acute dental and postoperative pain will be discussed along with safe prescribing techniques to avoid abuse and diversion.

Course Description

A review of benign pediatric oral and maxillofacial pathology will be discussed. This will be a case based lecture series to discuss diagnosis and treatment of benign lesions of the oral and maxillofacial region in the pediatric patient.

BIOGRAPHY

Dentist
Alabaster, AL

Thomas E. Dudley, DMD is a 1977 graduate of University of Alabama in Birmingham School of Dentistry. He has served in the past as the Clinical Director for the Aesthetic Advantage hands-on programs taught by Dr. Larry Rosenthal at New York University and the Eastman Dental Clinic in London as well as the clinical Director for the California Center for Advanced Dental Studies (CCADS) live patient hands-on programs taught in the US, Canada, and the UK. Presently he is the clinical director for the newly formed Pacific Aesthetic Continuum (PAC) hands-on programs. In addition to teaching hands-on programs, he has presented workshops and lectures at dental meetings and has authored several articles on aesthetic and restorative dentistry. He is a member of the American Dental Association, the Alabama Dental Association, and the American Academy of Cosmetic Dentistry. He is also an accredited member of the American Society for Dental Aesthetics and a Diplomate of the American Board of Aesthetic Dentistry.

DR. TOM DUDNEY

COURSE TITLE

What's a Dentist to Do: Diagnosis, Treatment Options, and Rehabilitation of Difficult and Unusual Cases

Morning Lecture

To Smile or not to Smile: Why Truly Understanding Smile Design Principles is so Important to You and Your Patient Afternoon Lecture

AGD Subject Code

180 Occlusion

610 Fixed Prosthodontics

Course Style

Lecture 3.5 Hours

3.5 Hours

Course Description and Objectives AM

Sometimes the restorative dentist encounters clinical situations that are out of the ordinary and can often be difficult to treatment plan. This half day lecture will examine several such cases in order to explore treatment options and develop treatment plans. Treatment results will be demonstrated along with helpful clinical tips on: material selection, how to determine incisal edge position, intra-oral composite mock-ups, opening bites, taking CR records, avoiding biologic width violations, fabricating and evaluating provisional restorations, multiple unit adhesive cementation, bonding to porcelain in the mouth, and fine tuning occlusal adjustments. To explore treatment options and examine clinical results for:

traumatic avulsion of permanent incisors * the dark central incisor

* the severely worn dentition * class III anterior crossbite * the gummy smile

* the appliance dependent patient * the cleft lip/palate patient * the aging face

Course Description and Objectives PM

Today patients seeking aesthetic procedures and smile makeovers are more knowledgeable than ever of the possibilities that exist and therefore present with higher expectations. In order for restorative dentists to meet these higher expectations, they must not only be able to combine art and science, but also possess thorough understanding of smile design principles in order to achieve the desired results. The half day lecture will discuss individually and in detail these principles and illustrate their use with clinical cases. Also included in the presentation will be the importance of composite mock-ups, provisional restorations, laboratory communication, and multidisciplinary team work

why incisal edge position is so important and how to determine it * visulaization, preparation, and communication with composite mock-ups * the role of provisional restorations in both patient and laboratory communication * how to evaluate provisionals aesthetically, functionally and phonetically to insure clinical success * gingival recontouring with diode lasers * treatment options for gummy smiles * how to prevent or eliminate dark triangles * the importance of the relationship between the teeth, gingival scaffold, and lips * understanding the role of the smile in facial aesthetics and a youthful appearance *



DR. JOSE MARCANO

COURSE TITLE

Immediate Implant Placement with Ultratooth

Morning Hands- ON

AGD Subject Code

690 Implants

Course Style

Lecture- 3.5 hours AM

Course Description

This course will introduce immediate tooth replacement using the only FDA cleared device for immediate loading in full function at the time of placement. We will cover the surgical principles involved with immediate tooth replacement from diagnosis to restoration. General principles will be discussed but the presentation also will cover specifics of the Ultratooth Replacement System and narrate the placement process while demonstrating the procedure with video.

The following are learning objectives;

1. Learn how you can immediately load in full function at the time of placement.
2. Understand how Ultratooth preserves the original emergence profile after place 3.
- 3, Learn how the expansion mechanism of the Ultratooth improves the surrounding bone quality and quantity.
4. Understand why Ultratooth alleviates the coronal bone loss typically seen in screw implants over time.



BIOGRAPHY

Dentist
Orlando, FL

Dr. Marciano is a graduate of the University of Pennsylvania and has over twenty years of experience in the dental field. He's a member of the American Dental Association and the Florida Dental Association.

Dr. Marciano has taken numerous continuing education courses in the Laser and cosmetic dentistry field and he has chosen to tailor his practice into a mostly "drill-free" cosmetic and restorative practice via the use of several lasers.

Dr. Marciano has a deep personal commitment to provide each and every patient with exceptional dental care coupled with compassion, patience and humor. His understanding of complex reconstructive procedures is complimented by his appreciation for their patients' discomfort, which allows him to address their patients' concerns and allay their fears.

DR. STEVEN RASNER



COURSE TITLE

Six Steps Back to Fee for Service

Morning and Afternoon Lecture

AGD Subject Code

550 Practice Management

Course Style

Lecture - 3.5 hours AM
3.5 hours PM

Course Description

Dr. Rasner maps out his six-point strategy to reach an extraordinary income while maintaining a reputation as a respected dentist that everyone wants to see. As a full time practicing clinician, he lives in your world. He'll share not just what he's done right, but what he's done wrong. After 38 years as a full-time practicing clinician, he remains "all in" on the best and only way to maintain an independent practice that enables you to reach incredible potential.

In this session he covers:

The triad of clinical skills necessary for a meteoric road back from the toxic insurance practice.

The best case acceptance blueprint in the industry. Bar none.

Where to invest your marketing dollars. And where to avoid.

Why you should quit wasting your time using formulated financial rewards as a motivator for your team. (With 16 staff members with me over 16 years, I know what works.)

Why your AR are too high, and the one airtight solution to getting paid up front and solving the cash flow issue.

Real world steps to rein in your out of control overhead

BIOGRAPHY

Dentist
Bridgeton, NJ

Dr. Steven L. Rasner earned his DMD at the University of Pennsylvania. He has pursued extensive CE, trained with many renowned implant surgeons, and went on to earn a Mastership in the Academy of General Dentistry (1997). Of the 4500 hours Dr. Rasner has achieved, close to 1,000 have been dedicated to oral surgical sciences. He has completed both the Misch International Implant Institute curriculum and the Pikos Institute continuum.

Dr. Rasner has taught for twenty years in 45 American states and 5 countries and is a faculty member of the Misch International Implant Institute. He has taught his courses, Atraumatic Extractions for the GP and The Bulletproof Guide to Implant Success, for several ADA components as well as multiple times at the national ADA Meeting. He has received numerous speaking awards and was recognized in Dentistry Today's Top Clinical Educators list for the past eleven years.

Dr. Rasner received a lifetime achievement award in 2011 from Excellence in Dentistry. He has authored 3 books and over 50 industry and journal publications.

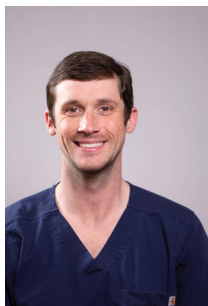
BIOGRAPHY

Dentist
Charleston, SC

Dr. Adam Forehand began his dental journey at the The University of Alabama School of Dentistry where he received his Doctorate of Dental Medicine in 2014. After dental school, Dr. Forehand completed an Advanced Education in General Dentistry in Birmingham where he developed a passion for Digital Dentistry. He has continued to learn, completing over 400 hours of continuing education based around CAD/CAM, Guided Dental Implant Surgery, Digital Smile design, 3 Dimensional Imaging, and Dental Photography.

He currently practices in Charleston, SC in a private practice dedicated to providing advanced digital dentistry to his patients. His true passion is educating dentists on the benefits of integrating Digital dentistry and 3D imaging into a General Dental Practice.

DR. ADAM FOREHAND



COURSE TITLE

Digital Workflow for the Modern Dentist Part I

Morning Hands-on

AGD Subject Code

690 Implants

Course Style

Hands-on 3.5 Hours

Course Description

In this course you will learn why integrating digital dentistry into your practice can make your life easier and more profitable. Advancements in imaging such as Cone Beam CT and digital scanners have made it possible to plan surgeries and procedures with incredible precision and detail, oftentimes without the use of physical models. Dr. Forehand will talk you through the process of how he plans both simple cases and complex cases to provide predictable and high quality results for his patients. This course will also help you understand why most labs are transitioning towards these technologies and how you can more effectively communicate your cases or how you can bring some of the lab work in house. The goal in this course is to bring you up to date on the latest and most efficient digital workflow processes and will get you excited about staying on the cutting edge of dental technology.

BIOGRAPHY

Director of Clinical Education & North
American Trainer
London, ON

Mr. Connell has spent almost thirty years in the dental industry and more than forty in Sales, Marketing, Sales Management and Professional Training. He has been described by his industry peers and clients as a dynamic, knowledgeable and engaging speaker. One who brings not only technical and educational content to every session...but delivers it with clarity, acuity and humor. In the past decade alone, Mr. Connell has spoken in over 50 states, from coast-to-coast in Canada as well as Europe and in Australia. His audiences vary from Distribution Sales Professionals and their Management groups, to Private Study Clubs, Dental Societies or Dental Schools (Students & faculty) to large National and International trade show venues. Any topic presented, is delivered from a foundation of deep knowledge and understanding. Passion is the "fuel" that brings the presentations to life for his audiences.

MR. GREGOR CONNELL

COURSE TITLE

Digital Workflow for the Modern Dentist Part II

Afternoon Hands-on

AGD Subject Code

730 Oral Diagnosis

Course Style

Hands-on 3.5 Hours



In this Hands-on experience, you will be exposed to many different products and softwares that enable the digital dentistry you learned about in the morning session. You will be shown techniques to scan images of full or partial mouths using multiple systems. After scanning, we will have software stations to teach you how to design ideal crowns and implant placement guides. Lastly, there will be 3D printers and milling machines to show you the process involved in creating the final product. At the end of the day, you will have learned potential applications of advanced digital dentistry and the products you need to make it happen in your practice.

DR. HARVEY LEVY

COURSE TITLE

Successfully Treating Patients with Anxiety or Special Needs

Friday Afternoon Lecture

Oral Conscious Sedation and Operating Room General Dentistry

Saturday Morning Lecture

Extractions with Few Fractures and No Wrist Fatigue

Saturday Afternoon Hands-on



BIOGRAPHY

Dentist
Frederick MD

Harvey Levy, DMD, MAGD practices general and hospital dentistry in Frederick, Maryland, where he emphasizes comprehensive dental care for individuals with anxiety or special needs. He graduated from Tufts Dental in 1974, GPR at Eastman Dental Center in 1976, taught full time at Univ Penn GPR, and now teaches at Univ MD Dental School. Dr. Levy has earned Mastership and five Lifelong Learning Service Recognitions by the Academy of General Dentistry along with nine fellowships, five diplomate certificates, and board certification in Integrative Medicine. His work with anxious patients has earned him the AGD Humanitarian Award, the ADA Access to Care Award, the Maryland Governor's Doctor of the Year Award, the Maryland State Dental Association's Inaugural Humanitarian Award, Morgan State Public Health Award, Special Care Dentistry's Saul Kamen Award, Tufts University Alumni Distinguished Achievements Award, and the honor of running the 2002 Olympic Torch. Dr. Levy is also a martial arts master, holding twelve black belts, and was three times inducted into the US Martial Arts Hall of Fame

AGD Subject Code

750 Special Needs Care

340 Anesthesia

310 Oral Surgery

Course Style:

Friday PM: Lecture 3.5 Hours

Saturday AM: Lecture 4.0 Hours

Saturday PM : Hands-on 3.5Hours

Course Description Friday Afternoon

This course will introduce you to the necessary knowledge to treat difficult or otherwise unmanageable patients. We will discuss cases covering autistic, medically compromised, and mentally challenged patients, from the apprehensive to the combative, from infancy to old age, in the office, in the OR, and elsewhere off site. This course will illustrate criteria for case selection, protocols for pre- and postoperative care, and practical clinical tips for greater intra-operative efficiency.

After taking this course, you will have the tools to decide if you wish to implement or augment special-needs dentistry within your practice. The course will conclude with a live demo of some of the tools, equipment and supplies discussed in the presentation, including non-threatening wraps, mouth props, imaging, hovercraft dental chairs, lighting, portable x-rays, self-developing film, gas, and using acupuncture points to open nearly anyone's mouth. Our courses the following day will build on this foundation.

Course Description Saturday Morning

Fear and finances are the two leading causes of people not going to the dentist for care. This program will dissect the causes of fear, with practical solutions to every scenario so that no one is deprived of dental care for those reasons. We will differentiate etiology of known vs unknown fears, and address each one in a practical and comprehensive manner.

We will describe and demonstrate the use of alternatives to local anesthesia, nitrous oxide laughing gas, oral sedation drugs, IV and IM injections, surgical centers, operating room general anesthesia, and more. The presentation will include dental care for anyone with phobias, autism, Alzheimers, mentally challenged, medically compromised, frightened and anxious patients. It will describe dental care at alternate facilities, including private homes, nursing homes, hospice, institutions, surgical centers, hospital operating rooms, and out in the field. No one should be denied dental care because of fear. There are practical solutions available...always.

Course Description Saturday Afternoon

Fracturing teeth, fracturing alveolar bone, and wrist fatigue are common reasons many dentists shy away from most dental extractions. What is not taught in any dental school or residency are the most efficient and effective body mechanics used to facilitate these extractions, making the task an easy and profitable pleasure. These ergonomic secrets known to martial arts masters are now shared with dentists to extract teeth almost effortlessly. In this hands-on course, you will learn techniques for quickly and efficiently extracting a large number of teeth, with no wrist discomfort, no elbow or shoulder fatigue and very few fractures.

BIOGRAPHY

Registered Dental Hygienist
Denver, CO

With over 20 years of academic and directorial experience, Leann Keefer has gained a reputation as a trailblazer and international speaker in the arena of infection prevention. In her role as Director of Clinical Services and Education for Crosstex International, Ms. Keefer proactively identifies trends in the fields of healthcare and infection prevention, developing and implementing the company's long-term strategies relating to education and professional relations.

Leann received her degree in Dental Hygiene as well as her Bachelors of Science Degree in Education from Indiana University; she was awarded her Master's Degree in Business Management from Indiana Wesleyan University. Leann was appointed to the OSAP Association Board of Directors in 2012 and serves on various foundation and publication boards in the USA and Canada; she was a site visitor for the ADA Commission on Dental Accreditation. Most recently, Leann was honored by Dimensions of Dental Hygiene as one of the 6 Dental Hygienists You Want to Know in 2017.

MS. LEANN KEEFER, RDH, MSM



COURSE TITLE

Because You Can't See Sterile
Morning Lecture

AGD Subject Code

142 Infection Control

Course Style

Lecture 2 Hours

Course Description

The adage, "what you can't see won't hurt you" can have disastrous consequences related to infection prevention. The ultimate goal of instrument processing is to provide sterile patient care items. The course will review the basic premise of instrument management through the entire handling, cleaning, sterilization, monitoring and storage cycle. Discussions with hands on activities will include instrument washers, immediate use sterilization, chemical indicators vs. integrators, wraps vs. pouches, and biological monitoring recommendations. Participants will leave this course signed sealed and ready to deliver sterility assurance to their clinical practice!

Upon completion of the course, the participant should be able to :


*Discuss the purpose of developing a sterility assurance program and review the guidelines for compliance *List and describe the six levels of instrument processing and management *Discuss the various methods of sterilization and identify the benefits and challenges. *Identify the application of various sterilization process parameters including mechanical, chemical, and biological monitors, *Discuss the differences in biological indicator designs and performance.

**Register Online Today Before
Rates Increase www.alagd.com**

**Reserve Your Room at the Hilton Sandestin online at
www.alagd.com or call the Hilton directly at
850-267-9500 with conference code AGD**

Register by	July 15	August 15	After August 15
AGD Dentist	\$350.00	\$450.00	\$595.00
Non AGD Dentist	\$525.00	\$625.00	\$735.00
Retired Dentist	\$120.00	\$120.00	\$120.00
Dental Student	\$30.00	\$30.00	\$30.00
1st&2nd Year Dentist	\$60.00	\$60.00	\$60.00
Team Members	\$120.00	\$120.00	\$120.00
Spouses/Guests	\$40.00	\$40.00	\$40.00
Endo Hands-on	\$75.00	\$75.00	\$75.00
CPR	\$50.00	\$50.00	\$50.00
Milling/Scanning Hands-on	\$75.00	\$75.00	\$75.00
Extractions Hands-on	\$75.00	\$75.00	\$75.00
Welcome Reception/Exhibit Hall Party	NC	NC	NC

ROOM ACCOMODATIONS	RATE
SPA TOWER ACCOMMODATIONS	
PARTIAL VIEW	\$204.00
BEACHVIEW	\$224.00
LANAI POOL VIEW	\$324.00
KING AMBASSADOR SUITE	\$424.00
PRESIDENTIAL SUITE	\$1094.00
EMERALD TOWER ACCOMMODATIONS	
DELUXE JUNIOR SUITE PARTIAL VIEW	\$214.00
DELUXE JUNIOR SUITE BEACHVIEW	\$234.00
DELUXE LANAI POOLVIEW	\$334.00
DELUXE 1 BDRM FAMILY SUITE	\$424.00



AGD - ALABAMA

NATIONALLY APPROVED PACE PROGRAM PROVIDER FOR FAGD/MAGD CREDIT
APPROVAL DOES NOT IMPLY ACCEPTANCE BY ANY REGULATORY AUTHORITY OR AGD
ENDORSEMENT.

12/01/2017 - 11/30/2020

PROVIDER ID# 219284


Day 3 Saturday

46th Annual Review of Dentistry

The Alabama Academy of General Dentistry
2723 Elberta Street
Northport, Alabama 35475
www.alagd.com
205-310-0134

We Appreciate Our 2018 Sponsors

Gold Sponsors



Silver Sponsor
Warren Averett

Bronze Sponsors

Blackburn Dental Lab
Brasseler USA
Garfield Refining Company
Kettenbach
Marquee Dental Partners

For More Information
Call Angie Gilliver @ 205-310-0134
or email angie.gilliver@gmail.com